



National Marine Manufacturers Association

nmma.org

# ECONOMIC SIGNIFICANCE OF RECREATIONAL BOATING IN MISSOURI

## CONGRESSIONAL DISTRICT 4

Number of Recreational Boats*	<b>52,876</b>
Recreational Boating Industry Businesses	<b>146</b>
Total Jobs	<b>4,434</b>
Annual Recreational Boating-Related Spending	<b>\$239.3</b> MILLION





TOTAL ANNUAL ECONOMIC IMPACT OF RECREATIONAL BOATING:

**\$563.9** MILLION

### RECREATIONAL BOATS IN MO-4

TOTAL BOATS\* ▶ **52,876**

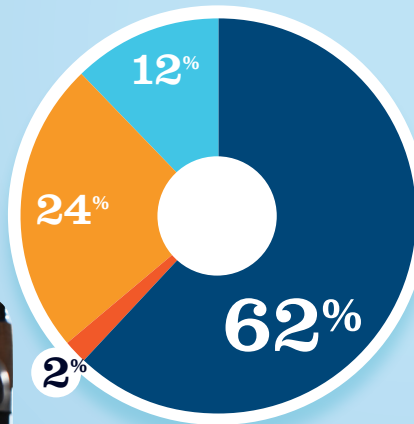
REGISTERED BOATS	52,876
Power boats	44,547
PWCs	7,873
Sailboats	439
Other Boats	17
HOUSEHOLDS PER BOAT	5.5



\* Total boats are registered boats as reported by states to the USCG.

### RECREATIONAL BOATING CREATES JOBS IN MO-4

TOTAL BOATING JOBS	▶ <b>3,181</b>
Boat Building	394
Motor / Engine Mfgr.	-
Accessory / Supplies Mfgr.	748
Dealers / Wholesalers	73
Boat Services	1,966

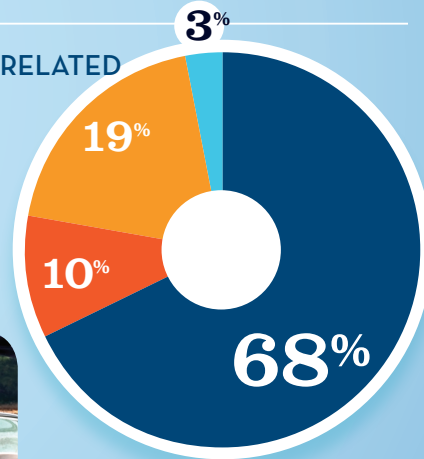


● BOAT BUILDING  
● MOTOR/ENG. MFGR. †  
● ACC./SUPPLIES MFGR.  
● DLRS/WHOLESALERS  
● BOAT SERVICES  
● † 0%



### RECREATIONAL BOATING-RELATED BUSINESSES IN MO-4

TOTAL BUSINESSES	▶ <b>146</b>
Boat Building	4
Motor / Engine Mfgr.	-
Accessory / Supplies Mfgr.	28
Dealers / Wholesalers	14
Boat Services	100

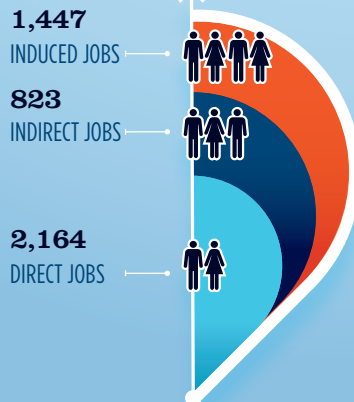


● BOAT BUILDING  
● MOTOR/ENG. MFGR. †  
● ACC./SUPPLIES MFGR.  
● DLRS/WHOLESALERS  
● BOAT SERVICES  
● † 0%



### ESTIMATED JOBS IMPACT OF RECREATIONAL BOATING-RELATED SPENDING IN MO-4

EST. TOTAL JOBS	▶ <b>4,434</b>
EST. TOTAL LABOR INCOME	<b>\$184.0</b> MILLIONS
Est. Direct Income	\$74.5
Est. Indirect Income	\$46.1
Est. Induced Income	\$63.4



### RECREATIONAL BOATING INDUSTRY SALES IN MO-4

Boat Building	\$101.7 MILLION
Motor / Engine Mfgr.	\$0.0 MILLION
Accessory / Supplies Mfgr.	\$169.0 MILLION
<b>TOTAL MFGR. SALES</b>	<b>\$270.7</b>
Dealers / Wholesalers	\$34.4 MILLION
Boat Services	\$336.7 MILLION
<b>TOTAL RETAIL &amp; SERVICES SALES</b>	<b>\$371.1</b>

● BOAT BUILDING  
● MOTOR/ENG. MFGR.  
● ACC./SUPPLIES MFGR.  
● DLRS/WHOLESALERS  
● BOAT SERVICES